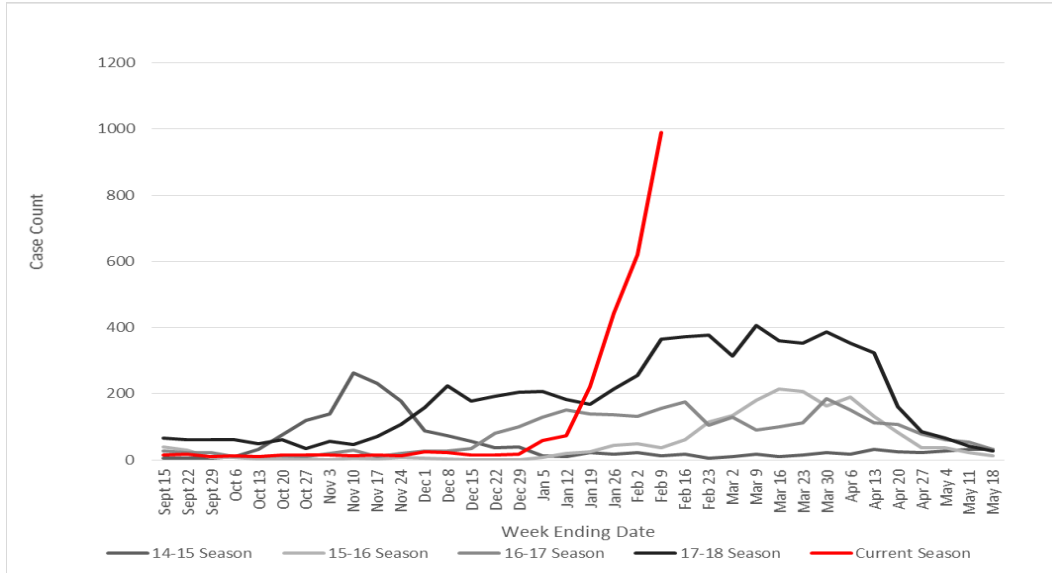


# Alaska Influenza Report for the Week Ending February 9, 2019

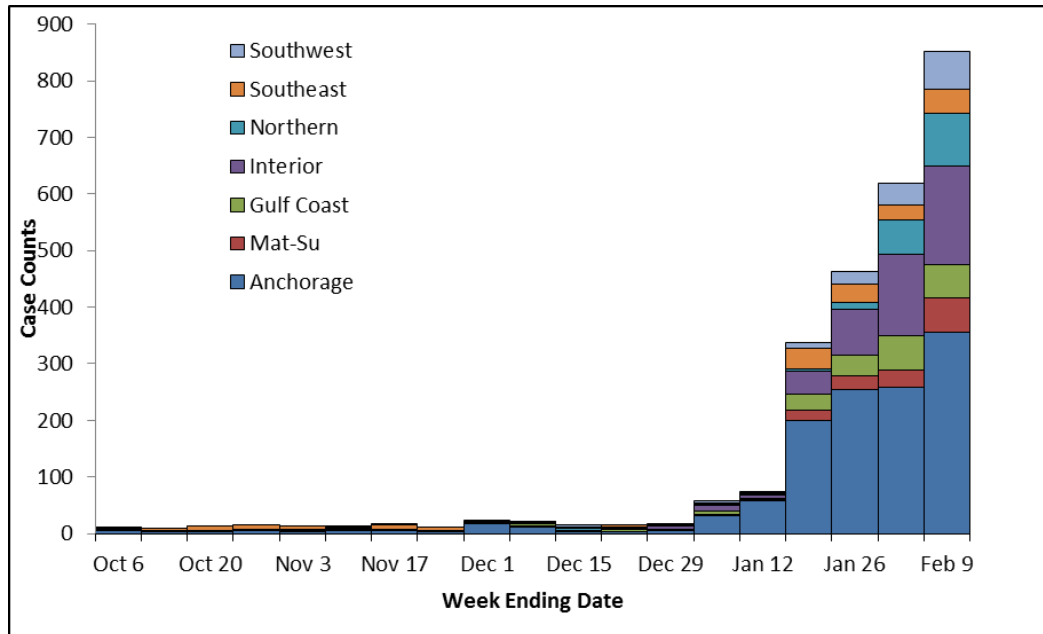
## Week 6

This report provides a weekly snapshot of seasonal flu activity in Alaska. Additional information about influenza is available on the Section of Epidemiology's (SOE) influenza page: <http://dhss.alaska.gov/dph/Epi/id/Pages/influenza/fluintfo.aspx>. A detailed review of CDC influenza surveillance indicators is available at: <http://www.cdc.gov/flu/weekly/overview.htm>. Please call 907-269-8000 with questions. Information about the Alaska State Virology Lab influenza microbiology is available at <http://dhss.alaska.gov/dph/Labs/Pages/asvl.aspx>.

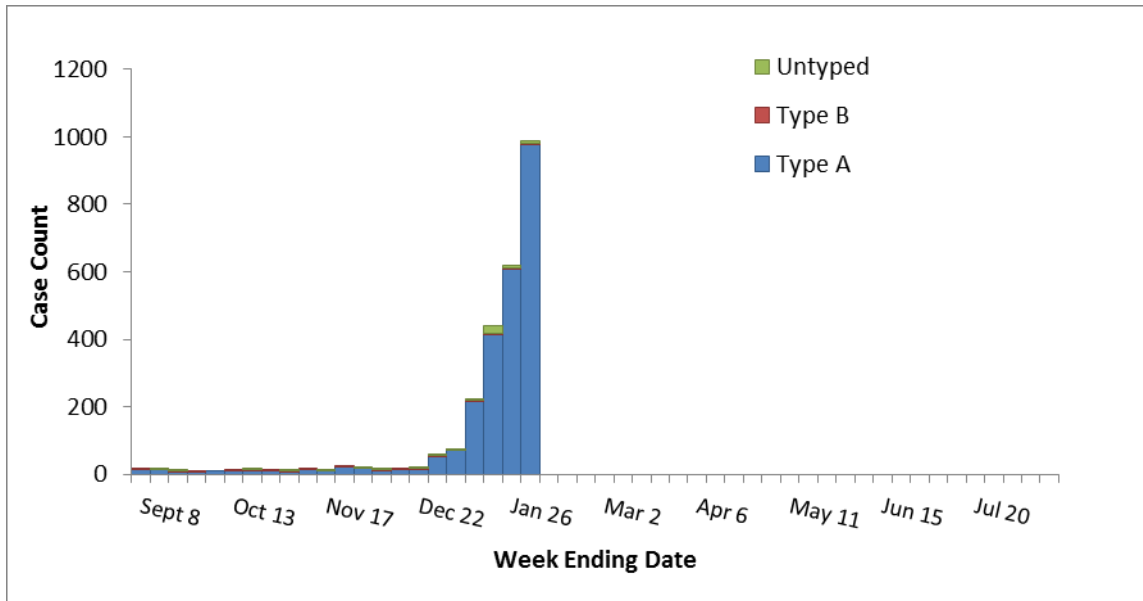
### Statewide Lab-Confirmed Influenza – Previous Seasons Since 2014, and Current Season, Sep 15, 2018 – Feb 9, 2019



### Lab-Confirmed (PCR or Rapid Test) Influenza Reported to the SOE by Region, Oct 6, 2018 – Feb 9, 2019



**Lab-Confirmed (PCR or Rapid Test) Influenza Reported to the SOE by Week and Type,  
Sep 8, 2018 – Feb 9, 2019**

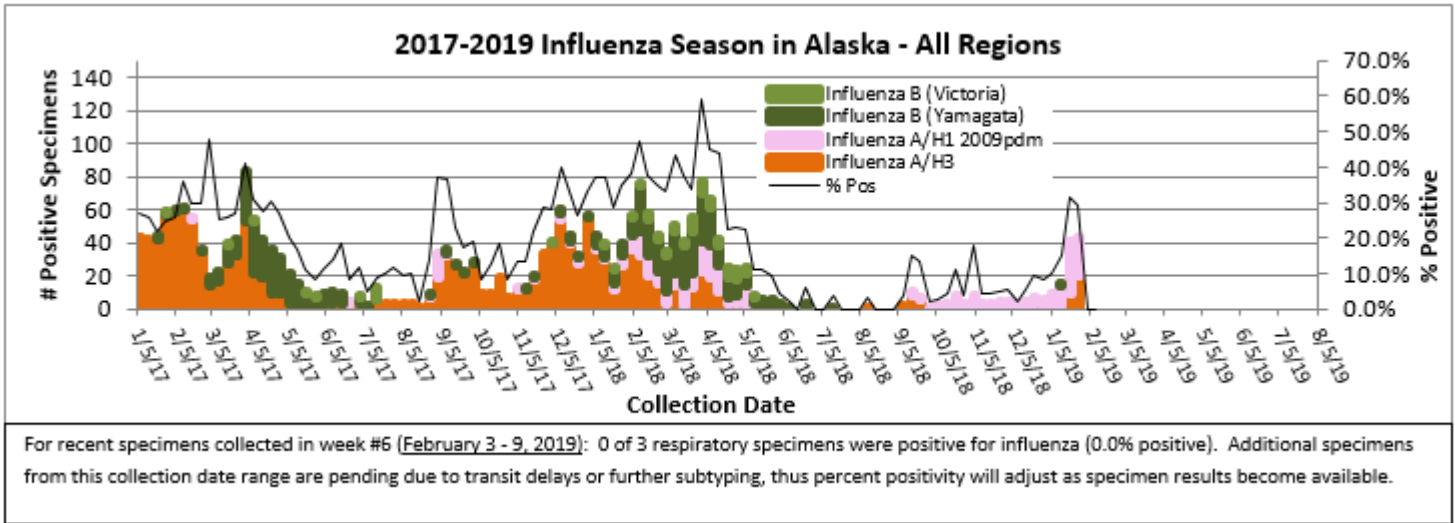


	Region							TOTAL
	Anchorage	Mat-Su	Gulf Coast	Interior	Northern	Southeast	Southwest	
<b>Sep 2018</b>	19	4	4	1	7	17	3	55
<b>Oct 2018</b>	22	4	1	0	9	29	0	65
<b>Nov 2018</b>	28	1	0	3	4	20	4	60
<b>Dec 2018</b>	34	2	12	12	8	7	9	84
<b>Jan 2019</b>	726	73	107	241	63	94	59	1363
<b>Feb 2019</b>	424	68	84	215	110	46	81	1028
<b>TOTAL</b>	1253	152	208	472	201	213	156	2655

**Notes:**

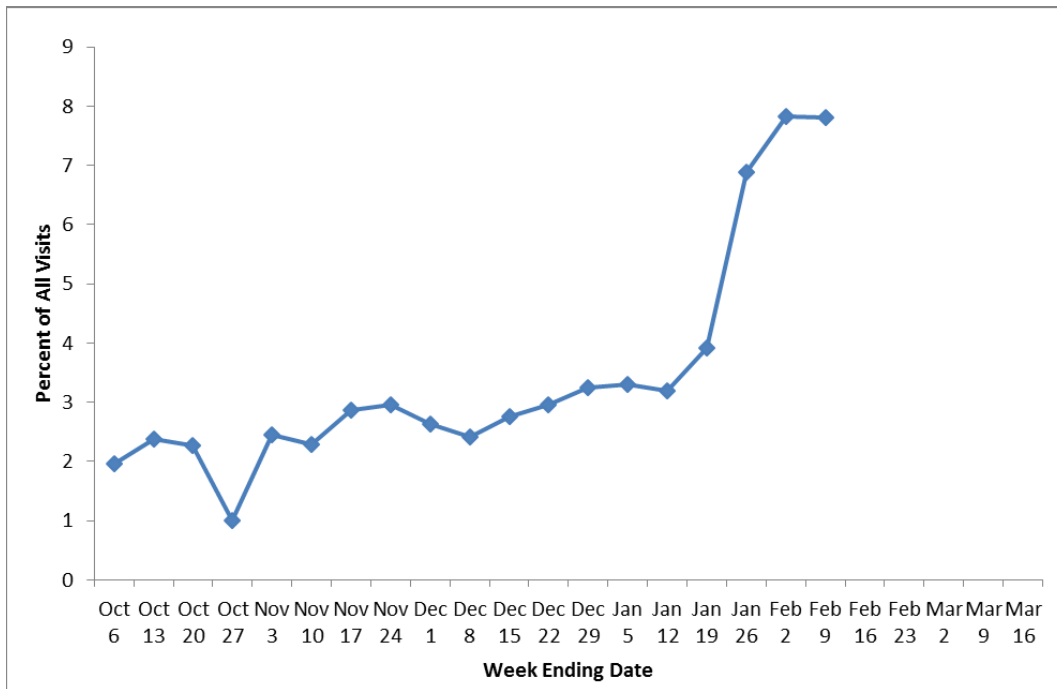
1. Cases are assigned by date of onset, diagnosis, or report — whichever is earliest; therefore, case counts may be updated as new data become available.
2. By national convention, cases are assigned by patient residence. For influenza cases when residence is not specified, cases are assigned to the location of the health care provider.
3. Areas with low or no case counts may reflect absence of testing rather than absence of disease.
4. Rapid influenza tests may give false positive or false negative results. PCR testing is recommended for confirmation.

**Alaska State Virology Laboratory Weekly Report:  
Influenza by Type, 2017-2019 Seasons\***



\*Full report available at: [http://dhss.alaska.gov/dph/Labs/Documents/pdfs/ASVL\\_WeeklyReport.pdf](http://dhss.alaska.gov/dph/Labs/Documents/pdfs/ASVL_WeeklyReport.pdf)

**Percent of Visits for Influenza-like Illness (ILI) in Outpatient Settings\* in Alaska,  
Oct 6, 2018 – Feb 9, 2019**



\*Previously, primary care providers have voluntarily reported ILI data into CDC’s ILINet program. Starting in 2017, emergency room data from syndromic surveillance will also be reported to ILINet. This graph shows the proportion of all outpatient visits reported (from both primary care and emergency room settings) as influenza-like illness. Syndromic Surveillance is a public health syndromic surveillance system that captures outpatient visits in certain Alaska facilities. For more information about Syndromic Surveillance please visit:

[http://dhss.alaska.gov/dph/Epi/id/Pages/synd\\_surv/default.aspx](http://dhss.alaska.gov/dph/Epi/id/Pages/synd_surv/default.aspx)

